












AA Results

RG

Qualification

Group

SENIORS

Rank	Country	Name	Hoops x5	Ribbons x3 Balls x2	Total	Gap
1	 ESP	SPAIN	36.750	33.700	70.450	
2	 ITA	ITALY	37.200	32.950	70.150	0.300
3	 AZE	AZERBAIJAN	36.550	32.500	69.050	1.400
4	 BUL	BULGARIA	35.750	32.550	68.300	2.150
5	 CHN	CHINA	35.500	32.750	68.250	2.200
6	 JPN	JAPAN	35.000	32.700	67.700	2.750
7	 UKR	UKRAINE	35.300	31.000	66.300	4.150
8	 MEX	MEXICO	31.550	30.950	62.500	7.950
9	 TUR	TÜRKİYE	28.950	30.200	59.150	11.300
10	 KAZ	KAZAKHSTAN	28.850	28.150	57.000	13.450
11	 GEO	GEORGIA	25.300	25.300	50.600	19.850